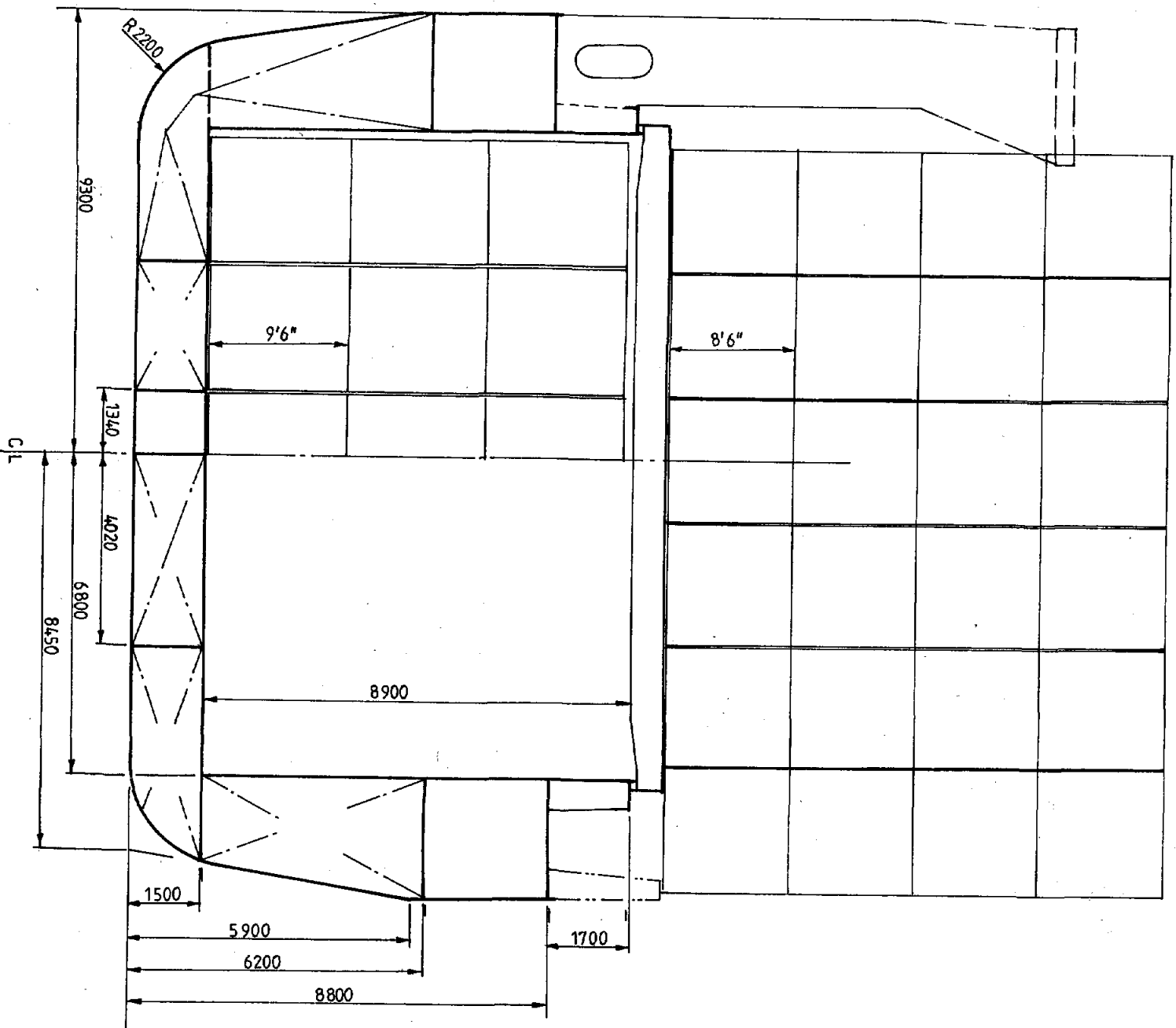


MIDSHIP SECTION



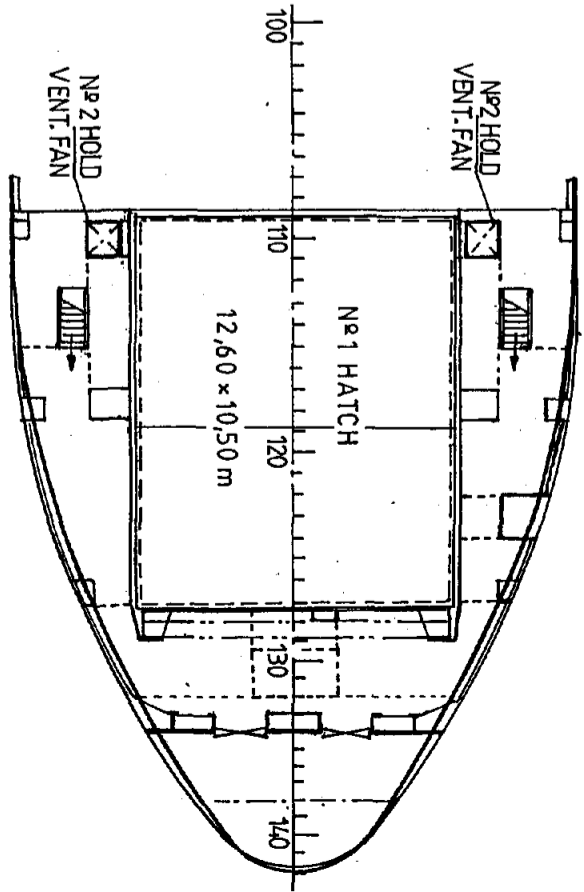
SCALE 1:125

6000 tdw HEAVY LIFT-MPC CARGO VESSEL
GENERAL ARRANGEMENT PLAN

MAIN PARTICULARS :	
LENGTH OVER ALL	99,95 m
LENGTH BETWEEN PERPENDICULARS	95,50 m
BREADTH MOULDED	18,60 m
DEPTH TO MAIN DECK	8,80 m
DESIGN DRAUGHT	6,50 m
SCANTLING DRAUGHT	7,00 m
CONTAINER CAPACITY	507 TEU
CARGO HOLD CAPACITY	7500 m ³
DEADWEIGHT (SCANTLING DRAUGHT)	6000 t

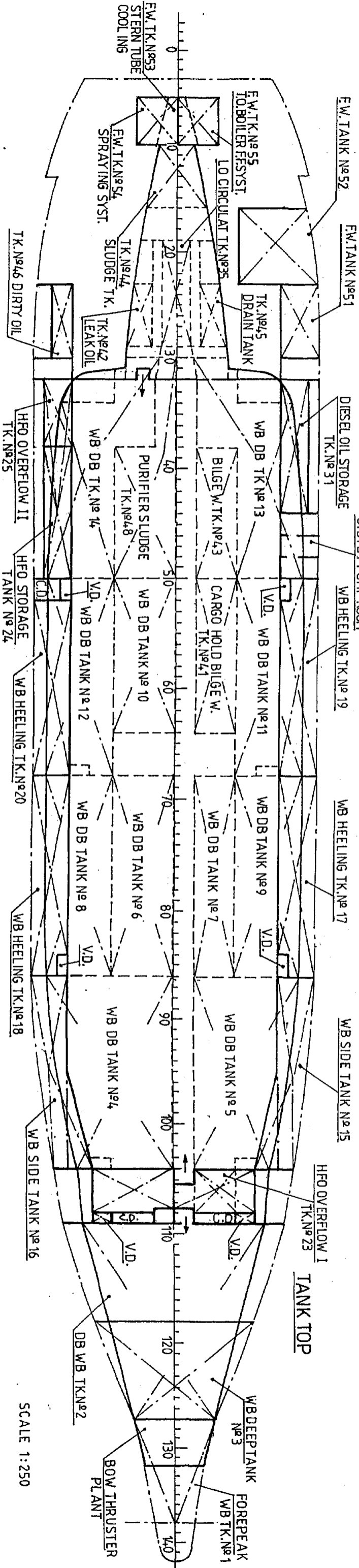
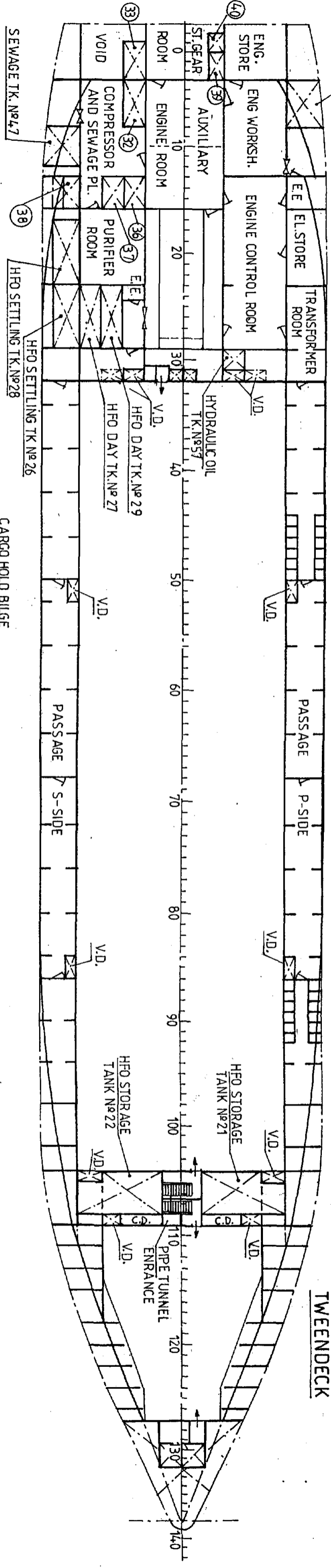
ALL OTHER PARTICULARS ACC. TO TECHNICAL SPECIFICATION.

FORECASTLE DECK



- WB WATER BALLAST
- HFO HEAVY FUEL OIL
- DO DIESEL OIL
- LO LUBRICATION OIL
- TO THERMAL OIL
- FW FRESH WATER
- E.E. EMERGENCY EXIT
- V.D. VENTILATION DUCT
- C.D. COFFERDAM

- TANKS: MARK
- 32 DIESEL OIL DAY TANK № 32
 - 33 DIESEL OIL SETTLING TANK № 33
 - 36 MAIN ENGINE LUB OIL TANK № 36
 - 37 MAIN ENGINE LUB OIL TANK № 37
 - 38 LUB OIL SEDIMENTATION TANK № 38
 - 39 AUX. ENGINE LUB OIL TANK № 39
 - 40 GEAR OIL TANK № 40



SCALE 1:250